

M! - Markdown Cheat Sheet

Rodolfo García Peñas (kix) - <kix@kix.es>

Headings 1

M! Text	Output
# Heading 1	Heading 1
## Heading 2	Heading 2
### Heading 3	Heading 3
#### Heading 4	Heading 4
##### Heading 5	Heading 5
##### Heading 6	Heading 6

Headings 2

M! Text	Output
Heading 1 =====	Heading 1
Heading 2 -----	Heading 2

Line breaks

M! Text	Output
Text one. Text two.	Text one. Text two.
Text one. Text two.	Text one. Text two.
Text one.<sp><sp> Text two.	Text one. Text two.
Text one. Text two.	Text one. Text two.
 = "Enter key"; <sp> = "Space key"	

Text Format

M! Text	Output
Text	<i>Text</i>
Text	<i>Text</i>
Text	Text
__Text__	Text
~~Text~~	Text
`Inline code`	Inline code
code	code block
code	code block
code	code block

Lists

M! Text	Output
* Item 1	• Item 1
* Item 2	• Item 2
<sp><sp>* SubItem 1	• SubItem 1
<sp><sp>* SubItem 2	• SubItem 2
* Item 3	• Item 3
1 Item 1	1. Item 1
2 Item 2	2. Item 2
<sp><sp>1 SubItem 1	1. SubItem 1
<sp><sp>1 SubItem 2	2. SubItem 2
1 Item 3	3. Item 3

Unorderer lists can use "*" or "-" or "+"

Task Lists

M! Text	Output
- [] Item 1	<input checked="" type="checkbox"/> Item 1
- [x] Item 2	<input type="checkbox"/> Item 2
<sp><sp>- [] SubItem 1	<input checked="" type="checkbox"/> SubItem 1
<sp><sp>- [x] SubItem 2	<input type="checkbox"/> SubItem 2
- [] Item 3	<input type="checkbox"/> Item 3

Tables

M! Text	Output
header 1 header 2 header 3	header 1 header 2 header 3
----- :-----: -----:	----- :-----: -----:
Left Centered Right	Left Centered Right
cell 11 cell 12 cell 13	cell 11 cell 12 cell 13
cell 21 cell 22 cell 23	cell 21 cell 22 cell 23



Blockquotes

M! Text	Output
> Blockquotes emulates the email reply and are very nice. Blockquotes use line breaks as normal text. One enter do not breaks the quote. Two spaces and enter breaks the line but not the quote.<sp><sp>> Two enters breaks the line and the quote. Here is no quote > Finally, you can use very long lines. These lines are wrapped properly.	> Blockquotes emulates the email reply and are very nice. Blockquotes use line breaks as normal text. One enter do not breaks the quote. Two spaces and enter breaks the line but not the quote.<sp><sp>> Two enters breaks the line and the quote. > quote. Here is no quote > As you can see, long lines are wrapped properly.



Images (Inline Style)

M! Text	Output	Tooltip text
		
![Alt Text](img/smiley.jpg "Smiley!")	 Alt Text	Smiley!

Images (Reference Style)

M! Text	Output	Tooltip text
![][img1] [img1]: http://example.com/smiley.jpg		
![Alt text][img2] [img2]: http://example.com/smiley.jpg "Smiley!"	 Alt text	Smiley!

HTTP Links (Inline style)

M! Text	Output	Tooltip
<http://www.kix.es/>	http://www.kix.es/	
[kix's Homepage](http://www.kix.es/)	kix's Homepage	
[kix's Homepage](http://www.kix.es/ "My page")	kix's Homepage	My page
![[kix](http://example.com/image.jpg)](http://www.kix.es/)		
![[kix](img/image.jpg) "My page"](http://www.kix.es/)		My page

HTTP Links (Reference style)

M! Text	Output	Tooltip
Here is my [web][link1] [link1]: http://www.kix.es/	Here is my web	
[kix's Homepage][1] [1]: http://www.kix.es/ "My page"	kix's Homepage	My page